



Club Health Assessment for District 335 A through January 2026

			Status	Membership						Reports				Finance	LCIF	
Club Number	Club Name	Charter Date	Times in Status Quo in Past 2 Years	Current Member Count **	YTD Members Added	YTD Members Dropped	YTD Net Growth% ***	Member Count 1 Year Ago	Dropped Members Avg.Length of Service	Months Since Membership Update	Current Officers Reported ****	Current President Repeated Term	VP Reported *****	Last Date Reported Service (mm/yyyy)	Account Balance	YTD Donations
Clubs less than two years old																
179875	Kobe Hikari	01/15/2025	Active	28	1	1	0.00%	29	5	1	Y	2		12/2025		\$1,063.94
Clubs more than two years old																
24276	AKASHI Exc Award (06/30/2025)	03/06/1962	Active	56	9	2	14.29%	50	16	0	Y		N	01/2026		\$3,833.50
24278	AKASHI CENTRAL Exc Award (06/30/2018)	02/07/1971	Active	8	0	0	0.00%	10		8	N	None		03/2024		\$160.85
24274	AKASHI FUTAMI	02/11/1971	Active	3	0	0	0.00%	3		24	Y	2		11/2023		
24277	AKASHI KITA	11/26/1973	Active	6	0	0	0.00%	7		8	Y	15		10/2025		\$606.52
30988	AKASHI NISHI Exc Award (06/30/2016, 06/30/2017, 06/30/2018)	06/23/1975	Active	28	0	0	0.00%	34		0	N			11/2023		\$5,000.00
33493	AKASHI UOZUMI Exc Award (06/30/2017)	03/01/1977	Active	14	0	0	0.00%	15		0	Y	3		09/2023		
24284	AMAGASAKI Exc Award (06/30/2023)	09/12/1957	Active	25	1	0	4.17%	25		2	Y			01/2026		
24286	AMAGASAKI KOTONOURA Exc Award (06/30/2020, 06/30/2023)	02/11/1970	Active	12	0	0	0.00%	12		7	N			12/2025		\$676.66
38108	AMAGASAKI MUKO Exc Award (06/30/2018)	02/22/1980	Active	36	4	1	9.09%	29	44	1	Y			09/2025		\$3,030.13
102154	AMAGASAKI SONODA Exc Award (06/30/2017, 06/30/2022, 06/30/2023)	05/21/2008	Active	55	5	5	0.00%	56	5	0	Y		N	10/2023		\$468.36
24281	AMAGASAKI SOUTH Exc Award (06/30/2017, 06/30/2022, 06/30/2023)	04/16/1966	Active	30	5	0	20.00%	25		0	Y			01/2026		\$3,044.72
24289	ASHIYA	01/15/1958	Active	33	2	0	6.45%	32		4	Y		N	05/2025		\$6,404.46
61504	ASHIYA HARMONY Exc Award (06/30/2016, 06/30/2018, 06/30/2022)	02/05/1999	Active	20	1	0	5.26%	20		5	Y		N	10/2025		\$3,852.77
24290	ASHIYA HIGASHI Exc Award (06/30/2017, 06/30/2018, 06/30/2020)	04/08/1966	Active	29	5	1	16.00%	27	28	0	Y			04/2025		\$1,000.00



Club Health Assessment for District 335 A through January 2026

			Status	Membership						Reports				Finance	LCIF	
Club Number	Club Name	Charter Date	Times in Status Quo in Past 2 Years	Current Member Count **	YTD Members Added	YTD Members Dropped	YTD Net Growth% ***	Member Count 1 Year Ago	Dropped Members Avg.Length of Service	Months Since Membership Update	Current Officers Reported ****	Current President Repeated Term	VP Reported *****	Last Date Reported Service (mm/yyyy)	Account Balance	YTD Donations
24298	HIKAMI	03/28/1965	Active	22	3	1	10.00%	24	31	4	Y		N	05/2025		\$6.39
	Exc Award (06/30/2017)															
155971	Hyogo Mirai	09/19/2023	Active	20	3	0	17.65%	23		6	Y		N	10/2024		\$1,000.00
24307	INAMI	01/08/1964	Active	32	1	1	0.00%	35	4	1	Y			12/2025		\$3,128.56
	Exc Award (06/30/2017, 06/30/2022)															
24308	ITAMI	03/21/1960	Active	22	1	0	4.76%	22		2	Y		N	01/2026		\$1,215.10
	Exc Award (06/30/2017, 06/30/2018, 06/30/2023)															
24311	ITAMI INANO	11/22/1966	Active	22	0	1	-4.35%	25	13	5	Y			12/2025		\$1,410.63
	Exc Award (06/30/2023)															
24312	IZANAGI L C	11/25/1965	Cancelled(6*)	0	0	5	-100.00%	6	26	1	N	None		01/2025		\$371.92
24315	JOTO	02/23/1969	Active	11	0	0	0.00%	11		9	Y		N	11/2024		\$6.39
	Exc Award (06/30/2017)															
24316	KAIBARA	03/08/1964	Active	22	1	0	4.76%	21		2	Y		N	01/2025		\$5,828.64
24324	KASUGA	03/17/1968	Active	10	0	0	0.00%	15		7	Y			11/2024		\$216.15
	Exc Award (06/30/2016, 06/30/2017, 06/30/2018)															
24322	KAWANISHI	09/09/1958	Active	51	1	3	-3.77%	51	13	1	Y		N	01/2026		\$21,437.06
	Exc Award (06/30/2018, 06/30/2019, 06/30/2021, 06/30/2023, 06/30/2024)															
36785	KAWANISHI CHUO	03/05/1979	Active	29	2	0	7.41%	26		1	Y		N	01/2026		\$1,172.65
	Exc Award (06/30/2020, 06/30/2023)															
62593	KOBE CENTURY	12/21/1999	Active	42	4	0	10.53%	45		0	Y		N	01/2026		\$2,294.49
	Exc Award (06/30/2017, 06/30/2022, 06/30/2024)															
43299	KOBE CHUO	12/06/1983	Active	18	0	0	0.00%	18		22	Y			01/2026		\$1,525.49
24332	KOBE EAST	11/08/1957	Active	27	5	1	17.39%	29	4	1	Y		N	07/2024		
	Exc Award (06/30/2016, 06/30/2018, 06/30/2019)															
24330	KOBE HOST	02/10/1953	Active	102	8	7	0.99%	94	2	0	N		N	02/2025		\$25,489.90
	Exc Award (06/30/2016, 06/30/2017, 06/30/2018, 06/30/2020, 06/30/2022, 06/30/2023)															
29759	KOBE HYOGO CITY	08/06/1974	Active	16	1	1	0.00%	18	39	4	Y			09/2025		\$839.49
	Exc Award (06/30/2020, 06/30/2021)															



Club Health Assessment for District 335 A through January 2026

			Status	Membership						Reports				Finance	LCIF	
Club Number	Club Name	Charter Date	Times in Status Quo in Past 2 Years	Current Member Count **	YTD Members Added	YTD Members Dropped	YTD Net Growth% ***	Member Count 1 Year Ago	Dropped Members Avg.Length of Service	Months Since Membership Update	Current Officers Reported ****	Current President Repeated Term	VP Reported *****	Last Date Reported Service (mm/yyyy)	Account Balance	YTD Donations
24340	KOBE IKUTA	06/18/1965	Active	17	1	2	-5.56%	19	3	1	Y			03/2023		\$678.25
Exc Award (06/30/2018, 06/30/2020)																
116723	KOBE KITANO	05/01/2012	Active	24	2	0	9.09%	22		1	N	None		10/2025		
24337	KOBE KONAN	02/21/1964	Active	42	1	1	0.00%	40	24	0	Y		N	10/2023		\$5,000.37
Exc Award (06/30/2017, 06/30/2018, 06/30/2023, 06/30/2024)																
24326	KOBE MINATO	11/26/1968	Active	25	0	1	-3.85%	31	10	1	Y		N	10/2024		\$3,006.29
Exc Award (06/30/2018, 06/30/2019, 06/30/2020)																
24329	KOBE NADA	02/26/1965	Active	20	0	0	0.00%	18		7	N		R	12/2025		\$281.26
Exc Award (06/30/2018)																
35313	KOBE NAGATA	04/24/1978	Active	17	2	0	13.33%	16		5	Y		N	01/2026		\$180.27
58020	KOBE NOJIGIKU muse	03/21/1996	Active	28	0	7	-20.00%	34	2	1	N			09/2024		
Exc Award (06/30/2016, 06/30/2018, 06/30/2023)																
24333	KOBE ROKKO PORT	10/02/1962	Active	13	0	1	-7.14%	14	46	4	Y		N	05/2025		\$1,083.14
24334	KOBE SANNOMIYA	12/08/1960	Active	12	0	0	0.00%	11		7	Y		N	12/2025		\$122.23
24336	KOBE SUMA	08/03/1963	Active	37	0	3	-7.50%	41	5	1	Y			01/2026		\$2,126.08
Exc Award (06/30/2016, 06/30/2019)																
24335	KOBE WEST	09/11/1958	Active	38	7	2	15.15%	39	3	0	Y			03/2025		\$16,511.76
Exc Award (06/30/2016, 06/30/2017)																
24341	KONDA	06/29/1973	Active	20	0	1	-4.76%	21	1	4	Y		N	01/2021		\$306.58
24343	MIHARA	11/05/1973	Active	35	5	2	9.38%	34	3	0	Y			06/2025		\$2,803.50
Exc Award (06/30/2018, 06/30/2019, 06/30/2024)																
24352	NISHIKI	06/29/1973	Active	13	0	1	-7.14%	12	30	4	N	2		06/2022		\$102.20
24354	NISHINOMIYA EBISU	03/08/1970	Active	51	4	1	6.25%	41	9	0	Y		N	09/2025		\$2,021.41
Exc Award (06/30/2017, 06/30/2018, 06/30/2020, 06/30/2022, 06/30/2025)																
24353	NISHINOMIYA KABUTOYAMA	12/10/1973	Active	20	3	1	11.11%	20	48	2	Y		N	01/2026		\$1,940.53
Exc Award (06/30/2017, 06/30/2018, 06/30/2020)																
24351	NISHINOMIYA KOSHIEIN	03/19/1966	Active	50	30	0	150.00%	20		0	Y		N	08/2025		\$83.04
Exc Award (06/30/2016, 06/30/2017, 06/30/2018, 06/30/2020, 06/30/2022)																



Club Health Assessment for District 335 A through January 2026

			Status	Membership						Reports				Finance	LCIF	
Club Number	Club Name	Charter Date	Times in Status Quo in Past 2 Years	Current Member Count **	YTD Members Added	YTD Members Dropped	YTD Net Growth% ***	Member Count 1 Year Ago	Dropped Members Avg.Length of Service	Months Since Membership Update	Current Officers Reported ****	Current President Repeated Term	VP Reported *****	Last Date Reported Service (mm/yyyy)	Account Balance	YTD Donations
24349	NISHINOMIYA SAKURA	12/07/1960	Active	6	0	0	0.00%	6		18	Y			11/2022		
65053	NISHINOMIYA WHITE	03/01/2002	Active	27	2	2	0.00%	28	12	1	Y		N	01/2026		\$89.43
	Exc Award (06/30/2016, 06/30/2019, 06/30/2020, 06/30/2022, 06/30/2025)															
24361	SANDA	07/09/1963	Active	26	2	2	0.00%	26	14	0	Y		N	11/2025		\$4,361.78
	Exc Award (06/30/2017)															
24362	SANNAN	10/30/1966	Active	11	1	1	0.00%	12	3	5	Y			10/2023		\$70.27
24363	SASAYAMA	07/03/1966	Active	25	1	0	4.17%	24		3	N	None		06/2022		\$1,144.37
	Exc Award (06/30/2017, 06/30/2018, 06/30/2022)															
24365	SUMOTO	12/06/1960	Active	48	1	3	-4.00%	48	34	1	Y		N	01/2026		\$666.26
	Exc Award (06/30/2016, 06/30/2017, 06/30/2023, 06/30/2025)															
24366	SUMOTO ONOKORO	05/29/1964	Active	35	1	0	2.94%	34		6	Y		N	01/2026		\$223.58
	Exc Award (06/30/2016, 06/30/2018, 06/30/2022, 06/30/2023, 06/30/2024)															
24367	TAKARAZUKA	04/06/1961	Active	33	1	0	3.13%	33		0	Y		N	12/2025		\$4,071.19
24369	TAKARAZUKA GREEN	06/29/1971	Active	27	1	2	-3.57%	28	30	1	Y		N	04/2025		
	Exc Award (06/30/2017)															
24370	TAKI	05/23/1972	Active	29	1	1	0.00%	28	2	1	Y	2	N	03/2025		\$76.65
	Exc Award (06/30/2016, 06/30/2017, 06/30/2018, 06/30/2019)															
24359	TANNAN	03/29/1970	Active	14	3	0	27.27%	11		1	Y		N	11/2021		\$1,764.04
	Exc Award (06/30/2018)															
34575	TSUNA	10/24/1977	Active	30	0	1	-3.23%	30	9	3	Y		N	12/2025		\$5,221.78

Clubs Cancelled Previous Fiscal Year – Clubs Cancelled within last 12 months may be reinstated

Club Number	Club Name	Charter Date	Current Status*	Cancellation Date
31381	KOBE FUKIAI	11/10/1975	Cancelled(6*)	06/29/2025
44692	KOBE HIGASHINADA MARINE	02/11/1985	Cancelled(6*)	06/29/2025



Club Health Assessment for District 335 A through January 2026

						Status		Membership					Reports				Finance		LCIF
						Times in Status Quo in Past 2 Years		Current Member Count **	YTD Members Added	YTD Members Dropped	YTD Net Growth***	Member Count 1 Year Ago	Dropped Members Avg.Length of Service	Months Since Membership Update	Current Officers Reported ****	Current President Repeated Term	VP Reported *****	Last Date Reported Service (mm/yyyy)	Account Balance
Club Number	Club Name		Charter Date																
Current Total Clubs Count	YTD New Clubs Count	YTD Cancelled Clubs Count	YTD Net Club Gain	Current Total Members Count	YTD Add	YTD Drop	YTD Net Growth	Member Count 12 Months Ago	Average Member Count Per Club	% of Clubs with less than 20 members	% No Officer Report in 12 Months	% of Clubs with balance 90+ days	Number of Clubs in Status Quo	% Status Quo Clubs in Financial Suspension	Number of Cancelled Clubs	Average Cancelled Club Age	Members Lost Due to Cancellation	% of Clubs Cancelled for Non-Financial Reasons	
59	0	1	-1	1,602	132	65	67	4.36%	1,578	27	29%	0%	0%	0	0%	1	150	5	100%

* - P - Priority Club. Cancellation Reasons: 1-Objectives/conduct, 2-Non-active club, 5-Non-existing club, 6-Disbanding, 7-Merger, 8-Financial Suspension, 9-District/Multiple District Dues.

** Red denotes below 15 active members.

*** Red denotes 20% + loss.

**** Y - all 3 (President, Secretary, Treasurer) club officers reported, N - not all 3 reported.

***** Abbreviation: N-New, IP-Immediate Past, R-Repeat.



Club Health Assessment for District 335 B through January 2026

			Status	Membership						Reports				Finance	LCIF	
Club Number	Club Name	Charter Date	Times in Status Quo in Past 2 Years	Current Member Count **	YTD Members Added	YTD Members Dropped	YTD Net Growth% ***	Member Count 1 Year Ago	Dropped Members Avg.Length of Service	Months Since Membership Update	Current Officers Reported ****	Current President Repeated Term	VP Reported *****	Last Date Reported Service (mm/yyyy)	Account Balance	YTD Donations
Clubs less than two years old																
158063	Hirakata Hikoboshi	06/07/2024	Active	42	4	1	7.69%	41	2	0	Y	3	N	09/2025		\$4,078.16
171318	Kishu Aoi	05/24/2024	Active	67	1	1	0.00%	75	16	1	Y		N	12/2025		\$5,222.94
171317	Osaka Chuo	05/24/2024	Active	67	1	2	-1.47%	66	1	0	Y		N	02/2025		\$8,444.53
173557	OSAKA SAMURAI	07/22/2024	Active	22	8	1	46.67%	18	1	1	Y	2	R	10/2025		\$26.90
157800	Osaka United Pride	03/29/2024	Active	37	6	1	15.63%	29	2	1	Y		N	11/2025		\$2,394.14
Clubs more than two years old																
23732	ARIDA	03/07/1962	Active	73	3	2	1.39%	75	28	1	Y			12/2025		\$5,866.09
	Exc Award (06/30/2018)															
23733	DAITO	12/01/1968	Active	22	3	0	15.79%	19		3	Y		N	03/2023	90+ Days	\$3,228.38
23734	FUJIIIDERA	06/09/1968	Active	64	1	1	0.00%	56	2	3	Y		N	12/2025		\$32,945.05
23738	GOBO	06/18/1966	Active	39	3	3	0.00%	39	6	0	Y		R	01/2026		\$18.75
37652	GOBO CHUO	10/31/1979	Active	54	0	1	-1.82%	57	31	0	Y		N	01/2026		\$1,487.42
23739	HABIKINO	11/08/1964	Active	52	2	0	4.00%	50		0	Y			10/2025		\$58.10
23740	HASHIMOTO	06/21/1966	Active	23	1	3	-8.00%	25	14	1	Y		N	01/2026		\$56.57
23743	HIGASHI OSAKA	09/01/1959	Active	40	9	1	25.00%	34	38	2	Y		N	01/2025		\$6,513.75
23735	HIGASHI OSAKA FUSE	02/01/1960	Active	33	7	0	26.92%	27		0	Y		N	12/2025		\$1,309.38
23737	HIGASHI OSAKA KIKUSUI	02/11/1968	Active	25	4	2	8.70%	25	7	0	Y			12/2025		\$3,008.14
105232	HIGASHIOSAKA DAITONAWATE	04/10/2009	Active	47	4	1	6.82%	48	1	0	Y		N	09/2025		\$5,537.58
39385	HIGASHIOSAKA HIGASHI	01/31/1981	Active	23	5	1	21.05%	23	45	4	Y	2		06/2025		\$5,457.33
78928	HIGASHIOSAKA KUSUNOKI	04/30/2004	Active	49	1	1	0.00%	49	2	2	Y		N	01/2026		\$2,000.01
	Exc Award (06/30/2024)															
23742	HIRAKATA	06/15/1958	Active	75	1	40	-34.21%	115	10	1	N		N	07/2025		\$8,147.95
28159	HIRAKATA CHUO	03/12/1974	Active	20	0	5	-20.00%	26	11	1	Y	2		05/2025		\$200.00
43693	HIRAKATA ROSE	03/26/1984	Active	88	3	8	-5.38%	99	14	0	Y		N	11/2025		\$14,045.60
126047	Hirakata Senior	10/27/2015	Active	27	0	2	-6.90%	29	5	1	Y			11/2025		\$566.05
150910	Hokusetsu Mirai	05/24/2022	Active	23	1	1	0.00%	24	3	2	Y		N	12/2024		\$64.64



Club Health Assessment for District 335 B through January 2026

			Status	Membership						Reports				Finance	LCIF	
Club Number	Club Name	Charter Date	Times in Status Quo in Past 2 Years	Current Member Count **	YTD Members Added	YTD Members Dropped	YTD Net Growth% ***	Member Count 1 Year Ago	Dropped Members Avg.Length of Service	Months Since Membership Update	Current Officers Reported ****	Current President Repeated Term	VP Reported *****	Last Date Reported Service (mm/yyyy)	Account Balance	YTD Donations
75993	HOKUSETSU ROSE	06/30/2003	Active	17	1	0	6.25%	16		3	Y		N	09/2025		\$1,800.00
23744	IBARAKI	10/07/1961	Active	128	3	0	2.40%	127		1	Y			12/2025		\$18,770.65
61561	IBARAKI HARMONY	02/26/1999	Active	26	2	0	8.33%	24		6	Y	2	R	02/2025		\$6,449.32
Exc Award (06/30/2017, 06/30/2018)																
40581	IBARAKI OAK	11/02/1981	Active	57	2	1	1.79%	56	34	2	Y		N	09/2025		\$3,396.84
50681	IBARAKI ROSE	06/07/1990	Active	40	0	0	0.00%	40		7	Y		N	06/2025		\$4,598.35
23745	IKEDA	11/04/1959	Active	50	0	0	0.00%	50		5	Y		N	09/2024		\$5,230.42
Exc Award (06/30/2025)																
23746	ITO KOYASAN L C	10/23/1962	Active	15	1	2	-6.25%	16	10	4	Y		R	11/2025		\$795.59
37897	IZUMI CHUO	12/26/1979	Active	47	2	1	2.17%	45	19	1	Y		N	01/2026		\$7,703.85
23748	IZUMI OTSU	02/14/1961	Active	100	2	5	-2.91%	98	8	1	Y		N	01/2026		\$7,478.34
78926	IZUMI SOLEIL	04/30/2004	Active	63	2	1	1.61%	59	10	1	Y		N	11/2025		\$276.24
23747	IZUMIOSAKA	11/12/1963	Active	30	0	4	-11.76%	38	2	1	N	2		04/2023		
23750	IZUMISANO CHUO	03/23/1969	Active	64	6	1	8.47%	57	0	0	Y			01/2026		\$9,111.41
23753	KAIZUKA	03/31/1963	Active	35	1	2	-2.78%	37	17	0	Y		N	05/2025		\$6,334.75
23756	KASHIWARA	05/08/1963	Active	92	2	3	-1.08%	93	5	0	Y		N	01/2026		\$29,099.13
150914	Katano Orihime	05/25/2022	Active	41	2	2	0.00%	41	3	0	Y		N	10/2025		\$5,089.25
23758	KATSUURA	05/07/1962	Active	34	1	3	-5.56%	37	27	0	Y		N	12/2025		\$2,079.37
Exc Award (06/30/2025)																
23754	KAWACHINAGANO	04/01/1965	Active	36	3	1	5.88%	27	5	3	Y		R	01/2026		\$3,470.27
23832	KII TANABE	01/31/1959	Active	80	1	2	-1.23%	79	5	1	Y		N	01/2026		\$10,143.42
23760	KISHIWADA	10/27/1960	Active	47	1	2	-2.08%	46	21	1	Y		N	12/2025		\$6,974.86
23759	KISHIWADA CHIKIRI	01/28/1974	Active	62	3	3	0.00%	61	18	1	Y			11/2025		\$8,577.80
23761	KISHIWADA CHUO	03/21/1964	Active	40	0	1	-2.44%	40	8	5	Y		N	04/2025		\$7,732.22
Exc Award (06/30/2024)																
67460	KISHIWADA COSMOS	03/24/2003	Active	55	1	0	1.85%	54		0	Y		R	01/2026		\$11,238.10
61392	KISHIWADA UNITY	12/22/1998	Active	15	0	1	-6.25%	16	3	1	N	4		04/2017		\$9.20
153447	Kitaosaka Mirai	01/06/2023	Active	38	1	1	0.00%	36	0	1	Y		N	10/2025		\$46.50
23764	KUSHIMOTO	05/30/1962	Active	37	0	0	0.00%	37		5	Y			11/2025		\$135.16




Club Health Assessment for District 335 B through January 2026

			Status	Membership						Reports				Finance	LCIF	
Club Number	Club Name	Charter Date	Times in Status Quo in Past 2 Years	Current Member Count **	YTD Members Added	YTD Members Dropped	YTD Net Growth% ***	Member Count 1 Year Ago	Dropped Members Avg.Length of Service	Months Since Membership Update	Current Officers Reported ****	Current President Repeated Term	VP Reported *****	Last Date Reported Service (mm/yyyy)	Account Balance	YTD Donations
23765	MATSUBARA	06/29/1964	Active	65	0	1	-1.52%	70	1	0	Y		N	12/2025	90+ Days	\$16,879.36
23766	MINABE	03/16/1969	Active	35	0	1	-2.78%	34	4	1	Y		01/2024	\$125.71		
23767	MINOH	05/10/1961	Active	51	5	5	0.00%	54	18	0	N		N	12/2025		\$7,788.17
37898	MINOO SENBA	12/19/1979	Active	26	1	1	0.00%	25	3	0	Y		N	01/2026		\$1,343.33
31496	MISAKI	12/08/1975	Active	36	3	2	2.86%	34	30	0	Y		N	10/2025		\$2,738.08
23769	MORIGUCHI	10/13/1960	Active	52	2	1	1.96%	49	0	1	Y		N	11/2025		\$8,229.33
23770	NAGA	10/27/1963	Active	54	6	3	5.88%	50	4	0	Y			01/2026		\$2,000.01
33195	NANKISHIRAHAMA	12/31/1976	Active	19	0	0	0.00%	20		6	N		N	12/2025		\$73.26
33161	NEYAGAWA CHUO	12/23/1976	Active	65	4	2	3.17%	65	5	1	Y		N	01/2026		\$2,788.77
33162	NOSE	12/23/1976	Active	23	0	0	0.00%	26		7	Y			01/2026		\$1,585.00
23787	OSAKA	04/16/1953	Active	88	8	2	7.32%	77	12	0	Y		N	11/2025		\$11,044.79
23777	OSAKA ABENO	01/26/1963	Active	27	2	2	0.00%	26	1	4	N			11/2025		\$2,174.01
23790	OSAKA CHYUBU	03/22/1962	Active	22	0	0	0.00%	25		5	Y			01/2026		\$54.26
141315	Osaka Connect	04/02/2020	Active	12	0	1	-7.69%	13	1	1	Y	2	R	01/2026		\$338.73
61748	OSAKA COSMOS	04/01/1999	Active	22	0	3	-12.00%	26	14	1	Y		N	01/2026		\$6,431.98
23788	OSAKA DOJIMA	03/26/1961	Active	35	0	0	0.00%	38		5	Y		R	04/2025		
101610	OSAKA DREAM	03/28/2008	Active	11	2	1	10.00%	21	17	3	Y		N	10/2025		
23780	OSAKA FUKUSHIMA	11/01/1963	Active	45	4	0	9.76%	43		1	Y		N	10/2025		\$2,091.17
98758	OSAKA GINBASHI	03/13/2007	Active	17	2	0	13.33%	15		0	Y	3		01/2014		\$67.25
23782	OSAKA HIGASHISUMIYOSHI HIRANO	06/25/1963	Active	9	0	0	0.00%	9		5	Y		IP	08/2025		\$38.73
23821	OSAKA HIGASHIYODO	11/05/1973	Active	19	0	1	-5.00%	31	35	0	Y			01/2026	\$5,940.37	
Exc Award (06/30/2016, 06/30/2017)																
23810	OSAKA IKUNO	11/13/1964	Active	44	2	4	-4.35%	51	4	1	Y		N	11/2025	\$5,179.90	
151091	Osaka Joinus	06/15/2022	Active	21	1	0	5.00%	20		2	Y	2	N	10/2025	\$20,074.00	
23779	OSAKA JOTO	04/28/1964	Active	22	0	0	0.00%	22		5	Y	2		11/2024	\$33.62	
67607	OSAKA MARGUERITE	04/04/2003	Active	33	2	0	6.45%	31		0	Y	2		10/2025	\$2,426.98	
23795	OSAKA MINATO	08/20/1960	Active	61	1	5	-6.15%	48	13	0	Y		R	12/2025	\$6,560.46	
23820	OSAKA MIOTSUKUSHI	04/24/1972	Active	39	5	1	11.43%	36	4	0	Y		N	12/2025	\$7,372.02	



Club Health Assessment for District 335 B through January 2026

			Status	Membership						Reports				Finance	LCIF	
Club Number	Club Name	Charter Date	Times in Status Quo in Past 2 Years	Current Member Count **	YTD Members Added	YTD Members Dropped	YTD Net Growth% ***	Member Count 1 Year Ago	Dropped Members Avg.Length of Service	Months Since Membership Update	Current Officers Reported ****	Current President Repeated Term	VP Reported *****	Last Date Reported Service (mm/yyyy)	Account Balance	YTD Donations
23798	OSAKA MIYAKOJIMA	08/18/1962	Active	28	1	0	3.70%	30		0	N			01/2026	90+ Days	\$3,626.90
23772	OSAKA NAKANOSHIMA	11/16/1973	Active	16	0	4	-20.00%	22	13	1	Y			12/2019		\$100.00
98759	OSAKA NAMIHAYA	03/13/2007	Active	44	0	0	0.00%	46		0	Y		N	05/2025		\$1,025.58
Exc Award (06/30/2023)																
46564	OSAKA NANBA	09/02/1986	Active	26	2	0	8.33%	24		2	Y		N	09/2025		\$258.12
23806	OSAKA NISHIYODO	07/27/1963	Active	18	0	2	-10.00%	18	9	3	Y		N	12/2025		
23796	OSAKA NORTH	01/26/1962	Active	46	1	1	0.00%	48	13	2	Y		N	01/2026		\$2,920.18
Exc Award (06/30/2016)																
23783	OSAKA OTEMAE	06/20/1963	Active	15	0	3	-16.67%	18	3	1	Y		N	11/2025		\$1,485.00
67347	OSAKA PLUM	02/17/2003	Active	21	0	0	0.00%	21		7	Y			11/2025		\$2,021.91
68667	OSAKA SAKURA	04/30/2003	Active	27	0	0	0.00%	28		1	Y			12/2025		\$1,460.99
35274	OSAKA SAKURANOMIYA	03/06/1978	Active	119	3	11	-6.30%	131	10	1	Y			11/2025		\$7,332.77
Exc Award (06/30/2016)																
61183	OSAKA SENIOR	10/12/1998	Active	9	1	2	-10.00%	18	18	3	Y		N	11/2025		
39386	OSAKA SHINOSAKA	01/27/1981	Active	11	0	1	-8.33%	15	1	1	Y			12/2025		\$106.72
Exc Award (06/30/2016)																
23819	OSAKA SONEZAKI	02/28/1973	Active	14	0	1	-6.67%	15	3	0	N		N	11/2019		
23797	OSAKA SOUTH	02/27/1958	Active	27	2	2	0.00%	26	4	1	Y		N	06/2025		
23814	OSAKA SUMINOE	09/16/1970	Active	52	2	0	4.00%	51		2	Y			01/2026	\$5,401.84	
23817	OSAKA SUMIYOSHI	03/10/1970	Active	25	1	1	0.00%	12	29	1	Y			01/2026	\$3,357.49	
23802	OSAKA TAISHO	11/06/1962	Active	35	2	2	0.00%	37	18	0	N		N	12/2025	\$2,897.60	
23808	OSAKA TEIRYO	06/21/1964	Active	25	4	0	19.05%	24		1	Y		N	11/2025	\$5,923.22	
23812	OSAKA TENJINBASHI	10/30/1966	Active	25	1	2	-3.85%	26	17	1	N			01/2026	\$53.80	
23801	OSAKA TENMA	09/18/1962	Active	33	1	0	3.13%	36		1	Y			11/2025	\$187.42	
23800	OSAKA TENNOJI KOZU	03/07/1961	Active	36	1	0	2.86%	36		0	Y		N	07/2025	\$5,020.17	
23822	OSAKA TSURUMI	11/08/1973	Active	39	2	3	-2.50%	45	29	0	Y			11/2024	\$5,236.58	
23807	OSAKA UMEDA	09/16/1958	Active	25	0	0	0.00%	25		5	Y			01/2026	\$2,700.00	
Exc Award (06/30/2018)																
37754	OSAKA UMEDA CHUO	11/27/1979	Active	36	4	2	5.88%	35	7	1	Y		N	01/2026	\$20.17	
Exc Award (06/30/2017)																



Club Health Assessment for District 335 B through January 2026

			Status	Membership						Reports				Finance	LCIF	
Club Number	Club Name	Charter Date	Times in Status Quo in Past 2 Years	Current Member Count **	YTD Members Added	YTD Members Dropped	YTD Net Growth% ***	Member Count 1 Year Ago	Dropped Members Avg.Length of Service	Months Since Membership Update	Current Officers Reported ****	Current President Repeated Term	VP Reported *****	Last Date Reported Service (mm/yyyy)	Account Balance	YTD Donations
141513	Osaka Wakajishi	04/28/2020	Active	24	4	3	4.35%	24	2	1	Y		N	01/2026		\$9,127.77
23816	OSAKA WEST	03/26/1960	Active	49	0	1	-2.00%	47	15	1	Y			11/2025		\$1,978.19
23803	OSAKA YODOGAWA	11/29/1962	Active	28	0	0	0.00%	27		5	Y			12/2025		\$2,588.59
	Exc Award (06/30/2016)															
50737	OSAKASAYAMA	06/25/1990	Active	43	3	2	2.38%	41	2	0	Y			06/2025		\$91.96
23826	SAKAI	02/10/1958	Active	137	3	9	-4.20%	126	10	1	Y		N	12/2025		\$17,465.12
	Exc Award (06/30/2025)															
23824	SAKAI HAMADERA	06/18/1964	Active	63	3	6	-4.55%	78	25	1	Y		N	01/2026		\$11,543.27
23763	SAKAI MIHARA	04/24/1972	Active	31	0	0	0.00%	34		5	N		N	01/2026		\$1,911.34
23827	SAKAI NINTOKU	04/26/1963	Active	42	4	0	10.53%	38		2	Y		N	09/2025		\$2,553.30
61749	SAKAI PHOENIX	04/01/1999	Active	37	6	6	0.00%	39	1	0	Y			01/2026		\$2,209.53
23825	SAKAI RYOTO	09/11/1972	Active	66	3	1	3.13%	65	14	0	Y		N	06/2025		\$15,490.98
139726	Sakai Takaishi	09/25/2019	Active	53	0	0	0.00%	52		7	Y		N	05/2025		\$96.83
23823	SAKAI TOMIOKA	05/27/1967	Active	52	1	4	-5.45%	56	18	1	Y		N	12/2025		\$9,186.58
23828	SENNAN CHUO	11/18/1968	Active	35	5	3	6.06%	35	6	0	Y			12/2025		\$5,189.09
23768	SETTSU	03/25/1965	Active	54	1	1	0.00%	55	9	1	Y		N	06/2025		\$4,867.80
43301	SHIJONAWATE CHUO	12/16/1983	Active	19	2	3	-5.00%	19	10	0	Y		N	11/2025		\$9,185.24
23836	SHIMAMOTO	06/24/1965	Active	35	0	2	-5.41%	35	2	2	Y		R	11/2025		\$38.73
23834	SHIMOTSU	11/23/1963	Active	45	1	1	0.00%	46	0	6	Y		N	12/2025		\$5,293.77
23833	SHINGU	03/28/1961	Active	87	2	5	-3.33%	88	23	1	Y		N	01/2026		\$7,101.56
23835	SUITA	09/22/1961	Active	22	4	5	-4.35%	32	8	0	Y		N	12/2022		\$27.13
56529	SUITA ESAKA	02/14/1995	Active	70	2	2	0.00%	67	2	1	Y			01/2026		\$2,033.91
30380	SUITA HIGASHI	03/06/1975	Active	33	1	1	0.00%	36	1	4	N			12/2025		\$3,065.90
23838	TAKATSUKI	07/15/1961	Active	95	2	3	-1.04%	94	18	1	Y		N	09/2025		\$21,006.86
	Exc Award (06/30/2018)															
34912	TAKATSUKI CHUO	12/19/1977	Active	23	0	0	0.00%	30		7	Y		N	11/2025		\$2,551.71
48240	TAKATSUKI GREEN	03/07/1988	Active	44	5	2	7.32%	41	2	0	Y		N	11/2021		\$3,390.31
23839	TANABE	10/19/1971	Active	33	0	1	-2.94%	34	2	4	Y		N	01/2026		\$25.55
23842	TONDABAYASHI	12/07/1963	Active	18	1	5	-18.18%	23	8	1	Y		N	01/2026		\$1,689.71



Club Health Assessment for District 335 B through January 2026

INTERNATIONAL

Club Number	Club Name	Charter Date	Status	Membership						Reports				Finance	LCIF	
			Times in Status Quo in Past 2 Years	Current Member Count **	YTD Members Added	YTD Members Dropped	YTD Net Growth% ***	Member Count 1 Year Ago	Dropped Members Avg.Length of Service	Months Since Membership Update	Current Officers Reported ****	Current President Repeated Term	VP Reported *****	Last Date Reported Service (mm/yyyy)	Account Balance	YTD Donations
40193	TONDAGAWA LC	06/24/1981	Active	23	0	3	-11.54%	30	15	1	Y		N	12/2025		\$51.10
23840	TOYONAKA	04/20/1960	Active	48	2	0	4.35%	43		0	Y			05/2025		\$2,783.13
23841	TOYONAKA CHUO	05/10/1961	Active	59	4	1	5.36%	57	4	0	Y			03/2025		\$5,393.00
31498	TOYONAKA KITA	12/15/1975	Active	17	1	0	6.25%	22		6	Y		N	09/2021		\$2,579.28
23843	TOYONAKA MINAMI	01/24/1967	Active	32	2	2	0.00%	36	16	1	Y		N	04/2025		\$53.28
58003	TOYONAKA SENRI	03/18/1996	Active	41	1	0	2.50%	52		5	Y		N	11/2025		\$106.52
23844	WAKAYAMA	09/26/1959	Active	59	3	0	5.36%	64		3	Y		N	12/2025		\$365.82
35902	WAKAYAMA CHUO GOLD	06/20/1978	Active	28	3	1	7.69%	26	6	0	Y		N	04/2025		\$123.77
103547	WAKAYAMA KUROSHIO	09/08/2008	Active	27	0	1	-3.57%	30	3	2	Y		N	12/2025		\$1,194.02
23849	YAO	03/24/1960	Active	81	2	1	1.25%	81	1	1	Y			01/2026		\$21,750.91
29663	YAO CHUO	07/23/1974	Active	65	1	1	0.00%	65	11	4	Y		N	12/2025		\$6,544.94
36849	YAO KIKUKA	03/30/1979	Active	38	4	1	8.57%	35	12	0	Y		N	12/2025		\$7,326.79


Clubs Cancelled Previous Fiscal Year – Clubs Cancelled within last 12 months may be reinstated

Club Number	Club Name	Charter Date	Current Status*	Cancellation Date
23755	HIGASHI OSAKA KAWACHI	05/01/1962	Cancelled(6*)	06/29/2025
23752	KAINAN	01/21/1961	Cancelled(6*)	06/29/2025
96834	MINAMI OSAKA MISASAGI	04/03/2006	Cancelled(7*)	06/29/2025
23784	OSAKA NANIWA	02/25/1963	Cancelled(7*)	06/29/2025
23774	OSAKA YAMATOGAWA	10/19/1971	Cancelled(7*)	06/29/2025
29758	OSAKA YUHIGAOKA	08/06/1974	Cancelled(6*)	12/30/2024

Current Total Clubs Count	YTD New Clubs Count	YTD Cancelled Clubs Count	YTD Net Club Gain	Current Total Members Count	YTD Add	YTD Drop	YTD Net Growth	YTD Net Growth %	Member Count 12 Months Ago	Average Member Count Per Club	% of Clubs with less than 20 members	% No Officer Report in 12 Months	% of Clubs with balance 90+ days	Number of Clubs in Status Quo	% Status Quo Clubs in Financial Suspension	Number of Cancelled Clubs	Average Cancelled Club Age	Members Lost Due to Cancellation	% of Clubs Cancelled for Non-Financial Reasons
137	0	0	0	5,722	259	264	-5	-0.09%	5,828	42	13%	0%	2%	0	0%	0	0	0	0%



Club Health Assessment for District 335 B through January 2026

				Status	Membership					Reports				Finance	LCIF	
Club Number	Club Name	Charter Date	Times in Status Quo in Past 2 Years	Current Member Count **	YTD Members Added	YTD Members Dropped	YTD Net Growth% ***	Member Count 1 Year Ago	Dropped Members Avg.Length of Service	Months Since Membership Update	Current Officers Reported ****	Current President Repeated Term	VP Reported *****	Last Date Reported Service (mm/yyyy)	Account Balance	YTD Donations

* - P - Priority Club. Cancellation Reasons: 1-Objectives/conduct, 2-Non-active club, 5-Non-existing club, 6-Disbanding, 7-Merger, 8-Financial Suspension, 9-District/Multiple District Dues.

** Red denotes below 15 active members.

*** Red denotes 20% + loss.

**** Y - all 3 (President, Secretary, Treasurer) club officers reported, N - not all 3 reported.

***** Abbreviation: N-New, IP-Immediate Past, R-Repeat.



Club Health Assessment for District 335 C through January 2026

			Status	Membership					Reports				Finance	LCIF		
Club Number	Club Name	Charter Date	Times in Status Quo in Past 2 Years	Current Member Count **	YTD Members Added	YTD Members Dropped	YTD Net Growth% ***	Member Count 1 Year Ago	Dropped Members Avg.Length of Service	Months Since Membership Update	Current Officers Reported ****	Current President Repeated Term	VP Reported *****	Last Date Reported Service (mm/yyyy)	Account Balance	YTD Donations
Clubs less than two years old																
158090	Kyoto Yushin	04/29/2024	Active	19	4	0	26.67%	15		2	Y	2		01/2025		\$1,900.03
Clubs more than two years old																
24209	AMINO	06/28/1963	Active	26	0	0	0.00%	26		7	Y			01/2026		\$2,662.50
24210	AYABE	04/14/1964	Active	18	1	2	-5.26%	20	16	0	Y		N	01/2026		\$2,700.01
Exc Award (06/30/2016)																
24211	ECHI L C	03/29/1972	Active	22	1	2	-4.35%	25	10	0	Y			03/2025		\$1,900.01
24212	FUKUCHIYAMA	12/09/1962	Active	35	1	1	0.00%	39	19	0	Y			01/2026		\$2,200.03
Exc Award (06/30/2021)																
38396	FUKUCHIYAMA HIGASHI	04/03/1980	Active	29	3	0	11.54%	28		0	Y		N	08/2025		\$3,700.06
24214	GOJYO	11/07/1963	Active	11	0	0	0.00%	14		3	Y		N	09/2025		\$800.00
24213	GOSE	11/11/1965	Active	10	0	0	0.00%	10		8	Y			12/2025		\$900.02
24215	HIKONE	03/28/1960	Active	58	2	2	0.00%	58	9	1	Y		N	01/2026		\$13,200.15
24217	HINO	08/24/1963	Active	25	1	2	-3.85%	28	31	0	Y		N	04/2025		\$2,700.03
24218	IKOMA	11/05/1962	Active	28	0	0	0.00%	29		7	Y		N	12/2025		\$1,900.03
Exc Award (06/30/2021)																
24219	JOYO	12/13/1964	Active	22	0	1	-4.35%	25	7	1	Y			02/2025		\$1,700.04
24220	KAMEOKA	04/09/1961	Active	54	11	0	25.58%	42		1	Y		N	01/2026		\$9,000.13
Exc Award (06/30/2018, 06/30/2021, 06/30/2025)																
57463	KAMEOKA HOZUGAWA	10/30/1995	Active	40	3	0	8.11%	39		1	Y		N	11/2025		\$4,300.07
56964	KASHIBA	05/16/1995	Active	32	2	0	6.67%	32		1	Y		N	02/2025		\$3,000.01
24222	KASHIHARA	02/25/1964	Active	56	11	5	12.00%	50	8	1	Y			01/2026		\$10,500.00
Exc Award (06/30/2025)																
24221	KINOMOTO	06/21/1964	Active	35	0	0	0.00%	35		7	Y		N	11/2024		\$2,700.02
24223	KITAKATSURAGI L C	09/06/1964	Active	17	2	0	13.33%	15		6	Y			05/2025		\$950.00
36851	KUMIHAMA	03/26/1979	Active	18	1	0	5.88%	20		5	Y		N	01/2026		\$800.07
24225	KUSATSU	03/02/1961	Active	106	3	3	0.00%	106	15	1	Y		N	12/2025		\$13,800.16
Exc Award (06/30/2018)																



Club Health Assessment for District 335 C through January 2026

			Status	Membership						Reports				Finance	LCIF	
Club Number	Club Name	Charter Date	Times in Status Quo in Past 2 Years	Current Member Count **	YTD Members Added	YTD Members Dropped	YTD Net Growth% ***	Member Count 1 Year Ago	Dropped Members Avg.Length of Service	Months Since Membership Update	Current Officers Reported ****	Current President Repeated Term	VP Reported *****	Last Date Reported Service (mm/yyyy)	Account Balance	YTD Donations
24226	KYOTO	10/13/1953	Active	85	9	2	8.97%	81	34	0	Y		N	01/2025		
24228	KYOTO AOI	01/24/1961	Active	16	0	3	-15.79%	19	17	1	Y			12/2025		
46796	KYOTO ARASHIYAMA	12/01/1986	Active	42	6	2	10.53%	39	1	0	Y		N	08/2025		\$2,050.04
Exc Award (06/30/2023)																
78205	KYOTO CHERRY	02/17/2004	Active	22	1	2	-4.35%	27	22	1	Y		N	01/2026		
33125	KYOTO DAIGO	12/13/1976	Active	32	0	2	-5.88%	33	13	2	Y	2	N	01/2026		\$2,600.02
24230	KYOTO EAST	03/15/1963	Active	36	1	0	2.86%	31		1	Y		N	11/2025		\$25,600.20
122188	Kyoto Grace	05/12/2014	Active	13	0	0	0.00%	14		5	Y		N	01/2026		\$2,150.02
24231	KYOTO HEIAN	10/26/1959	Active	31	0	0	0.00%	35		0	Y			11/2024		
Exc Award (06/30/2016)																
52159	KYOTO HIYOSHIGAOKA	11/12/1991	Active	11	0	0	0.00%	16		7	Y			01/2026		
124703	Kyoto Hokomachi	04/29/2015	Active	34	0	0	0.00%	35		7	Y			05/2025		\$12,400.02
28161	KYOTO HORIKAWA	02/12/1974	Active	103	2	1	0.98%	97	8	0	Y		N	01/2026		\$11,000.14
Exc Award (06/30/2024, 06/30/2025)																
58041	KYOTO JONAN	03/26/1996	Active	25	0	1	-3.85%	29	11	1	Y		N	01/2026		\$6,600.04
56517	KYOTO KAMO	02/07/1995	Active	30	4	3	3.45%	31	24	2	Y			08/2025		\$5,200.01
24232	KYOTO KAMOGAWA	11/28/1962	Active	52	5	2	6.12%	54	14	0	Y		N	01/2026		\$12,100.07
24227	KYOTO KATSURA	03/20/1965	Active	16	0	0	0.00%	17		7	Y			01/2026		\$700.01
48241	KYOTO KYORAKU	03/01/1988	Active	30	3	2	3.45%	29	12	2	Y		N	10/2024		
Exc Award (06/30/2016, 06/30/2023)																
63635	KYOTO MILLENNIUM	10/18/2000	Active	40	2	0	5.26%	40		1	Y		N	11/2025		\$3,299.98
24233	KYOTO MOMOYAMA	09/08/1961	Active	81	5	1	5.19%	79	7	0	Y		N	01/2026		\$4,100.02
Exc Award (06/30/2017, 06/30/2020)																
82694	KYOTO MURASAKI	06/18/2004	Active	40	3	1	5.26%	41	6	3	Y			12/2025		\$4,253.89
36279	KYOTO MUROMACHI	11/30/1978	Active	17	0	1	-5.56%	19	42	5	Y			03/2025		\$1,700.00
65063	KYOTO NEW CENTURY	03/15/2002	Active	13	1	0	8.33%	15		3	Y		N	12/2024		\$1,300.03
67385	KYOTO NISHIKI	03/11/2003	Active	36	1	2	-2.70%	38	2	0	Y			02/2025		\$100.00
24229	KYOTO NORTH	10/19/1963	Active	22	0	1	-4.35%	23	52	0	Y			02/2025		\$2,000.04
38239	KYOTO OMURO	03/24/1980	Active	3	0	0	0.00%	5		5	N			10/2025		
24234	KYOTO OTOKUNI	03/15/1963	Active	47	3	2	2.17%	47	2	0	Y			11/2025		\$4,600.10



Club Health Assessment for District 335 C through January 2026

			Status	Membership						Reports				Finance	LCIF	
Club Number	Club Name	Charter Date	Times in Status Quo in Past 2 Years	Current Member Count **	YTD Members Added	YTD Members Dropped	YTD Net Growth% ***	Member Count 1 Year Ago	Dropped Members Avg.Length of Service	Months Since Membership Update	Current Officers Reported ****	Current President Repeated Term	VP Reported *****	Last Date Reported Service (mm/yyyy)	Account Balance	YTD Donations
Exc Award (06/30/2024)																
51135	KYOTO PALACE	12/17/1990	Active	30	7	2	20.00%	26	6	0	Y			01/2026		\$3,400.05
24241	KYOTO RAKUNAN	03/26/1973	Active	34	0	1	-2.86%	37	1	1	Y		N	01/2026		\$4,500.05
33615	KYOTO RAKUSAI	03/22/1977	Active	15	0	0	0.00%	10		7	Y	4	R	10/2024		\$2,500.00
50334	KYOTO RAKUSUI	03/21/1990	Active	33	2	2	0.00%	33	21	1	Y			01/2026		\$3,300.00
Exc Award (06/30/2020)																
24237	KYOTO RAKUTO	03/30/1972	Active	27	0	0	0.00%	28		6	Y			03/2025	90+ Days	\$2,000.04
24235	KYOTO RAKUYO	10/08/1958	Active	62	0	3	-4.62%	62	28	2	N			01/2026		\$2,728.25
35903	KYOTO ROYAL	06/20/1978	Active	20	2	7	-20.00%	29	10	0	Y		N	01/2026		\$1,999.07
Exc Award (06/30/2022, 06/30/2025)																
46798	KYOTO SAGANO	12/01/1986	Active	31	0	0	0.00%	31		7	Y		N	11/2025		\$2,400.05
24238	KYOTO SHIMEI	11/28/1962	Active	44	0	0	0.00%	46		6	Y			01/2026		\$9,400.10
Exc Award (06/30/2018)																
38240	KYOTO SHUJAKU	03/28/1980	Active	29	0	0	0.00%	23		5	Y		N	01/2026		
Exc Award (06/30/2025)																
24239	KYOTO SOUTH	03/14/1964	Active	109	9	4	4.81%	106	10	1	Y		N	10/2025		\$36,300.23
Exc Award (06/30/2016, 06/30/2021, 06/30/2022, 06/30/2023, 06/30/2024)																
24240	KYOTO TACHIBANA	05/09/1962	Active	65	2	0	3.17%	64		1	Y			12/2025		\$6,400.14
38936	KYOTO TENJINGAWA	09/18/1980	Active	13	0	1	-7.14%	15	39	4	Y	2	N	01/2026		\$324.99
51019	KYOTO TOBA	10/18/1990	Active	25	0	0	0.00%	29		7	Y		N	07/2025		\$1,400.03
56254	KYOTO TOKIWA	11/17/1994	Active	21	2	1	5.00%	22	0	1	Y			01/2026		\$1,080.01
41429	KYOTO UZURANO	05/06/1982	Active	35	1	2	-2.78%	40	5	3	Y			10/2025		\$10,153.90
68895	KYOTO WANG IN	06/05/2003	Active	16	0	1	-5.88%	17	30	4	Y		N	12/2024		
24242	KYOTO WEST	03/13/1962	Active	30	1	2	-3.23%	32	6	3	Y			01/2026		\$550.04
32450	KYOTO YODO	06/22/1976	Active	44	2	3	-2.22%	47	14	0	Y		N	12/2025		\$13,600.08
51074	MAIHARA	11/21/1990	Active	27	1	0	3.85%	23		1	Y		N	09/2025		\$3,500.12
24244	MAIZURU	03/19/1963	Active	40	0	5	-11.11%	43	22	1	Y		N	01/2026		\$6,100.08
Exc Award (06/30/2025)																
24245	MINAKUCHI	03/14/1965	Active	48	4	0	9.09%	40		0	Y		N	01/2025		\$18,724.72
24246	MIYAZU	03/19/1963	Active	25	1	2	-3.85%	29	12	1	Y		N	01/2026		\$2,700.06




Club Health Assessment for District 335 C through January 2026

			Status	Membership						Reports				Finance	LCIF	
Club Number	Club Name	Charter Date	Times in Status Quo in Past 2 Years	Current Member Count **	YTD Members Added	YTD Members Dropped	YTD Net Growth% ***	Member Count 1 Year Ago	Dropped Members Avg.Length of Service	Months Since Membership Update	Current Officers Reported ****	Current President Repeated Term	VP Reported *****	Last Date Reported Service (mm/yyyy)	Account Balance	YTD Donations
24247	NAGAHAMA	09/17/1960	Active	79	3	1	2.60%	77	2	5	Y		N	10/2025		\$29,900.24
24248	NARA	11/19/1959	Active	25	1	3	-7.41%	28	19	1	Y		N	11/2025		\$3,269.54
33798	NARA CENTRAL	04/12/1977	Active	22	0	1	-4.35%	24	5	6	Y		N	07/2025		\$1,900.03
155905	Nara Suzaku	09/18/2023	Active	23	0	0	0.00%	23		21	Y		R	01/2026		
24249	NARA WEST	11/05/1962	Active	54	10	0	22.73%	47		0	Y			01/2026		\$21,167.37
Exc Award (06/30/2024)																
24250	NOTOGAWA	05/10/1963	Active	26	0	0	0.00%	27		2	N		N	12/2025		\$2,000.01
24252	OMI MORIYAMA L C	07/01/1963	Active	66	1	2	-1.49%	73	35	1	N			02/2025		\$5,400.10
24253	OMIHACHIMAN	06/27/1961	Active	59	3	3	0.00%	59	2	0	Y		N	01/2026		\$23,270.01
24254	OTSU	04/20/1959	Active	43	2	3	-2.27%	43	6	0	Y			04/2025		\$4,400.26
24255	OTSU BIWAKO HIEI	05/22/1963	Active	23	3	5	-8.00%	26	9	1	Y			11/2025		\$2,100.00
29603	RITTO	06/25/1974	Active	60	7	1	11.11%	58	31	3	Y		N	01/2026		\$7,224.12
36422	RYUO	12/29/1978	Active	37	1	1	0.00%	38	1	0	N			07/2025		\$1,000.01
24257	SAKURAI	04/02/1963	Active	39	1	0	2.63%	42		6	Y			12/2024		\$6,900.08
24259	SHIGA KATATA L C	04/04/1964	Active	16	0	1	-5.88%	18	24	0	Y		N	01/2026		\$1,300.03
24260	SONOBE	03/26/1963	Active	44	2	1	2.33%	42	11	1	Y		N	11/2025		\$4,300.03
24262	TAKASHIMA	03/11/1963	Active	38	6	5	2.70%	38	9	1	Y			07/2025		\$4,000.04
24264	TANGO CHUO L C	04/27/1965	Active	15	1	0	7.14%	14		5	Y			01/2026		
24263	TENRI	02/27/1964	Active	39	0	1	-2.50%	43	38	5	Y			07/2025		\$4,900.57
24266	TSUZUKI L C	02/21/1965	Active	46	0	2	-4.17%	48	21	0	Y		N	01/2026		\$4,500.03
24256	UDA L C	06/23/1964	Active	25	0	0	0.00%	27		7	Y		N	10/2025		\$1,900.03
24267	UJI	03/30/1964	Active	12	0	0	0.00%	14		11	Y			10/2025		\$2,132.75
24269	YAMASHIRO	03/07/1963	Active	23	1	0	4.55%	22		2	Y		N	12/2025		\$2,278.92
Exc Award (06/30/2024)																
24270	YAMATO TAKADA	03/12/1962	Active	43	0	3	-6.52%	46	51	4	Y			12/2025		\$6,600.01
24271	YAMATOKORIYAMA	04/18/1965	Active	69	1	4	-4.17%	71	27	0	Y			01/2026		\$8,700.18
32449	YAMATOSHIKI	06/22/1976	Active	17	2	1	6.25%	17	26	2	Y		N	01/2026		\$1,800.04
40088	YASU	06/17/1981	Active	12	0	0	0.00%	16		7	Y	3		08/2025		
45391	YAWATA	09/16/1985	Active	11	0	1	-8.33%	13	11	7	Y	3	R	11/2025		\$700.01



Club Health Assessment for District 335 C through January 2026

			Status	Membership						Reports				Finance	LCIF	
Club Number	Club Name	Charter Date	Times in Status Quo in Past 2 Years	Current Member Count **	YTD Members Added	YTD Members Dropped	YTD Net Growth% ***	Member Count 1 Year Ago	Dropped Members Avg.Length of Service	Months Since Membership Update	Current Officers Reported ****	Current President Repeated Term	VP Reported *****	Last Date Reported Service (mm/yyyy)	Account Balance	YTD Donations
24272	YOKAICHI	06/27/1961	Active	49	3	10	-12.50%	61	13	1	Y			02/2025		

Clubs Cancelled Previous Fiscal Year – Clubs Cancelled within last 12 months may be reinstated

Club Number	Club Name	Charter Date	Current Status*	Cancellation Date
24216	HIKONE KONKI	02/21/1966	Cancelled(6*)	06/29/2025
24236	KYOTO RAKUHOKU	03/29/1965	Cancelled(6*)	06/29/2025
24268	YAKUNO	06/16/1966	Cancelled(6*)	06/29/2025

Current Total Clubs Count	YTD New Clubs Count	YTD Cancelled Clubs Count	YTD Net Club Gain	Current Total Members Count	YTD Add	YTD Drop	YTD Net Growth	YTD Net Growth %	Member Count 12 Months Ago	Average Member Count Per Club	% of Clubs with less than 20 members	% No Officer Report in 12 Months	% of Clubs with balance 90+ days	Number of Clubs in Status Quo	% Status Quo Clubs in Financial Suspension	Number of Cancelled Clubs	Average Cancelled Club Age	Members Lost Due to Cancellation	% of Clubs Cancelled for Non-Financial Reasons
96	0	0	0	3,376	174	131	43	1.29%	3,437	35	23%	0%	1%	0	0%	0	0	0	0%

* - P - Priority Club. Cancellation Reasons: 1-Objectives/conduct, 2-Non-active club, 5-Non-existing club, 6-Disbanding, 7-Merger, 8-Financial Suspension, 9-District/Multiple District Dues.

** Red denotes below 15 active members.


*** Red denotes 20% + loss.

**** Y - all 3 (President, Secretary, Treasurer) club officers reported, N - not all 3 reported.

***** Abbreviation: N-New, IP-Immediate Past, R-Repeat.



Club Health Assessment for District 335 D through January 2026

			Status	Membership					Reports					Finance	LCIF	
Club Number	Club Name	Charter Date	Times in Status Quo in Past 2 Years	Current Member Count **	YTD Members Added	YTD Members Dropped	YTD Net Growth% ***	Member Count 1 Year Ago	Dropped Members Avg.Length of Service	Months Since Membership Update	Current Officers Reported ****	Current President Repeated Term	VP Reported *****	Last Date Reported Service (mm/yyyy)	Account Balance	YTD Donations
Clubs more than two years old																
24280	AIOI	07/29/1962	Active	19	0	0	0.00%	26		7	Y			07/2023		
24279	AKO	12/18/1962	Active	36	0	0	0.00%	37		7	Y		N	12/2025		\$1,109.00
41637	ASAGO	06/16/1982	Active	4	1	0	33.33%	3		5	N	None		03/2022		
52198	FUKUSAKI SALVIA	11/25/1991	Active	28	10	0	55.56%	20		0	Y			01/2026		\$2,900.00
30377	HARIMA ICHIKAWA L C	03/06/1975	Active	0	0	3	-100.00%	13	29	5	N	None		11/2018		
24295	HARIMA MITSU L C	06/06/1972	Active	19	0	0	0.00%	19		22	Y		R	07/2025		\$2,700.00
24299	HIMEJI	12/15/1954	Active	41	2	0	5.13%	41		0	Y		N	06/2025		\$20,013.67
Exc Award (06/30/2018, 06/30/2022, 06/30/2023)																
24300	HIMEJI CHUO	10/24/1963	Active	77	0	0	0.00%	76		6	Y			11/2022		\$100.87
40970	HIMEJI GREEN	02/03/1982	Active	9	0	0	0.00%	14		9	Y			11/2025		\$600.01
24301	HIMEJI HAKURYO	01/28/1971	Active	20	0	0	0.00%	23		4	Y		N	02/2025		\$300.00
Exc Award (06/30/2018, 06/30/2021)																
30214	HIMEJI KORYO	02/05/1975	Active	37	4	0	12.12%	35		3	Y		N	06/2025		\$738.79
53586	HIMEJI MINAMI	08/11/1992	Active	29	2	0	7.41%	27		2	Y			12/2025		
35015	HIMEJI NISHI	01/31/1978	Active	17	1	2	-5.56%	19	29	1	Y			02/2023		\$113.57
24304	HIMEJI OTEMAE	03/27/1968	Active	62	4	0	6.90%	63		3	Y		N	10/2025		\$62,209.98
Exc Award (06/30/2017, 06/30/2021)																
24302	HIMEJI ROJYO	10/30/1958	Active	24	1	3	-7.69%	24	13	0	N		N	06/2025		
55551	HIMEJI SAKURA	04/12/1994	Active	23	3	1	9.52%	24	13	5	Y		N	01/2026		\$11,202.68
24303	HIMEJI SHIRASAGI	07/03/1961	Active	40	4	3	2.56%	38	8	1	Y		N	03/2025		
Exc Award (06/30/2022)																
68624	HIMEJI STAR	04/15/2003	Active	59	2	0	3.51%	51		0	Y		N	06/2024		\$5,400.02
24379	HIMEJI YUMESAKI	03/26/1964	Active	15	2	0	15.38%	15		0	N	None				
24314	IZUSHI	03/28/1964	Active	30	1	0	3.45%	30		6	Y		N	09/2025		
Exc Award (06/30/2017)																
24317	KAKOGAWA	08/29/1959	Active	17	1	0	6.25%	17		6	Y			01/2026		\$1,200.03
Exc Award (06/30/2016)																
39788	KAKOGAWA CHUO	04/13/1981	Active	86	6	5	1.18%	87	12	0	Y			01/2026		\$27,119.46



Club Health Assessment for District 335 D through January 2026

			Status	Membership					Reports				Finance	LCIF		
Club Number	Club Name	Charter Date	Times in Status Quo in Past 2 Years	Current Member Count **	YTD Members Added	YTD Members Dropped	YTD Net Growth% ***	Member Count 1 Year Ago	Dropped Members Avg.Length of Service	Months Since Membership Update	Current Officers Reported ****	Current President Repeated Term	VP Reported *****	Last Date Reported Service (mm/yyyy)	Account Balance	YTD Donations
Exc Award (06/30/2016, 06/30/2021)																
31499	KAKOGAWA HIGASHI	12/29/1975	Active	22	0	0	0.00%	21		7	Y			09/2024	90+ Days	\$800.00
96434	KAKOGAWA SEIRYU	03/07/2006	Active	15	0	0	0.00%	15		19	Y		N	12/2023		\$2,499.92
24319	KAMI	08/06/1973	Active	23	1	0	4.55%	21		4	Y			02/2023		
24320	KAMIGORI	03/13/1966	Active	18	2	2	0.00%	18	7	0	N		N	11/2022		\$138.19
24313	KASAI	03/14/1965	Active	19	0	0	0.00%	18		8	Y		N	11/2025		\$8,320.08
Exc Award (06/30/2022)																
24321	KASAI HOJO	03/19/1967	Active	14	1	0	7.69%	14		6	Y		N	11/2024		\$500.00
24377	KATO	11/03/1963	Active	48	2	0	4.35%	51		0	Y		N	12/2025		\$3,839.44
24344	MIKI	12/01/1962	Active	51	3	0	6.25%	47		0	Y		N	12/2021		\$5,500.10
Exc Award (06/30/2018)																
44693	MIKI CHUO	02/11/1985	Active	9	0	1	-10.00%	10	41	1	N	None		01/2021		
39789	MIKI HIGASHI	04/13/1981	Active	19	0	6	-24.00%	32	13	1	Y		N	12/2025		\$1,400.00
24345	MURAOKA	03/30/1969	Active	27	0	0	0.00%	27		18	Y		N	03/2024		
24346	NAKA	11/18/1963	Active	15	0	0	0.00%	16		7	N		N	12/2020		\$400.00
108225	NISHI HARIMA	04/27/2010	Active	30	0	0	0.00%	30		7	Y			12/2023		
24350	NISHIWAKI	01/28/1963	Active	23	0	0	0.00%	25		7	Y		N	01/2026		\$3,414.90
24355	ONO	10/27/1962	Active	33	1	1	0.00%	31	14	2	Y		N	10/2025		\$6,987.83
Exc Award (06/30/2016, 06/30/2018, 06/30/2021, 06/30/2023)																
82592	ONO HIMAWARI	06/09/2004	Active	11	0	1	-8.33%	12	21	2	Y		N	10/2025		\$1,100.02
Exc Award (06/30/2016, 06/30/2023)																
24356	ONSENCHO	04/10/1968	Active	10	0	1	-9.09%	12	8	3	N	None		05/2023		
33799	OYA	04/12/1977	Active	9	0	0	0.00%	9		9	N	None		11/2021		\$1,280.02
24360	SANTO	12/29/1972	Active	14	0	0	0.00%	14		9	Y			04/2022		\$400.00
24373	TAISHI	03/24/1968	Active	31	2	2	0.00%	30	43	1	Y			01/2026		\$5,300.01
24368	TAKASAGO	07/18/1959	Active	29	6	0	26.09%	31		0	Y			09/2025		\$4,415.23
24371	TATSUNO	06/24/1962	Active	56	1	3	-3.45%	58	24	1	Y			09/2025		
96788	TATSUNO AKATONBO	03/29/2006	Active	34	1	0	3.03%	32		4	Y		N	03/2023		
24372	TOYOOKA	04/29/1963	Active	35	3	0	9.38%	33		0	Y			11/2025		\$1,300.00



Club Health Assessment for District 335 D through January 2026

Club Number	Club Name	Charter Date	Status	Membership						Reports				Finance	LCIF	
			Times in Status Quo in Past 2 Years	Current Member Count **	YTD Members Added	YTD Members Dropped	YTD Net Growth***	Member Count 1 Year Ago	Dropped Members Avg.Length of Service	Months Since Membership Update	Current Officers Reported ****	Current President Repeated Term	VP Reported *****	Last Date Reported Service (mm/yyyy)	Account Balance	YTD Donations
34263	TOYOOKA KIJO	06/27/1977	Active	39	2	2	0.00%	43	3	0	Y			07/2025		\$1,700.00
	Exc Award (06/30/2022)															
24374	WADAYAMA	11/06/1965	Active	37	1	1	0.00%	38	0	2	Y		N	10/2024		\$4,600.06
24376	YAMASAKI	02/07/1965	Active	40	4	1	8.11%	40	5	0	Y			12/2023		\$1,700.01
24378	YOKA	03/25/1962	Active	14	0	0	0.00%	14		18	Y		N	02/2024		\$191.64

Clubs Cancelled Previous Fiscal Year – Clubs Cancelled within last 12 months may be reinstated

Club Number	Club Name	Charter Date	Current Status*	Cancellation Date
24292	FUKUZAKI	09/24/1963	Cancelled(6*)	06/29/2025
24294	HARIMA ICHINOMIYA L C	04/06/1968	Cancelled(6*)	06/29/2025
78639	HIMEJI HAKUCHO	04/30/2004	Cancelled(6*)	06/29/2025

Current Total Clubs Count	YTD New Clubs Count	YTD Cancelled Clubs Count	YTD Net Club Gain	Current Total Members Count	YTD Add	YTD Drop	YTD Net Growth	YTD Net Growth %	Member Count 12 Months Ago	Average Member Count Per Club	% of Clubs with less than 20 members	% No Officer Report in 12 Months	% of Clubs with balance 90+ days	Number of Clubs in Status Quo	% Status Quo Clubs in Financial Suspension	Number of Cancelled Clubs	Average Cancelled Club Age	Members Lost Due to Cancellation	% of Clubs Cancelled for Non-Financial Reasons
50	0	0	0	1,417	74	38	36	2.61%	1,444	28	40%	10%	2%	0	0%	0	0	0	0%

* - P - Priority Club. Cancellation Reasons: 1-Objectives/conduct, 2-Non-active club, 5-Non-existing club, 6-Disbanding, 7-Merger, 8-Financial Suspension, 9-District/Multiple District Dues.

** Red denotes below 15 active members.

*** Red denotes 20% + loss.

**** Y - all 3 (President, Secretary, Treasurer) club officers reported, N - not all 3 reported.

***** Abbreviation: N-New, IP-Immediate Past, R-Repeat.